










Count The Snowflakes




Match The Mittens

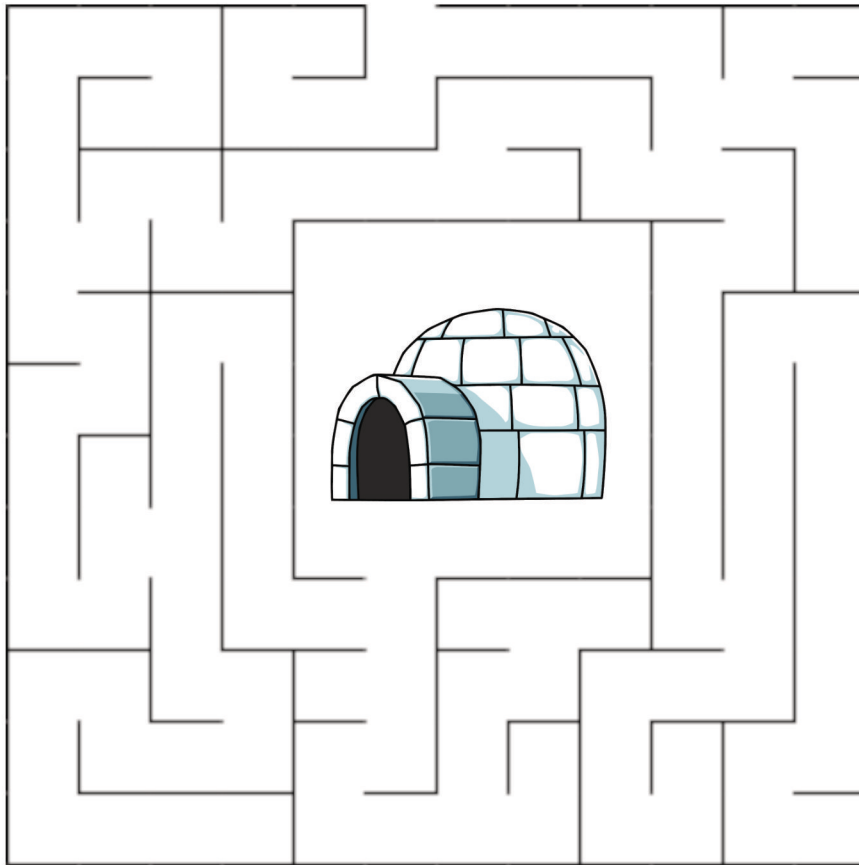





SOLUTION



Help the penguin
find the igloo



Let It Snow





Trace The Letters



Snowman



Icicle



Frozen



Mittens



Winter Wonderland Dance Games

Snowflake Freeze Dance

- Put on winter music (*Let It Snow*, *Frozen* soundtrack). When the music stops, everyone freezes like a snowflake, snowman, icicle, or penguin.
- Everyone dances freely.
- When the music stops, everyone freezes like a snowflake
- Add variations:
 - Freeze in *slow-motion snow*
 - Freeze in *skiing pose*
 - Freeze like a *snowman*
 - Freeze like a *peguin*

Build-a-Snowman Dance Relay

- Split into teams.
- Each team dances across the room to a “snow pile” (props like scarves, hats, and paper buttons).
- They grab an item and dance back to dress their snowman.
- First team with a fully dressed snowman wins.

Snowball Dance Toss

- Use white balloons or paper “snowballs.”
- Players dance while tossing snowballs in the air.
- If one drops, that player strikes a winter pose but can rejoin when another player tags them.

Pass the Present

- Wrap dance challenges written on a piece of paper in many layers.
 - “Waddle like a penguin for 10 seconds”
 - “Spin like a snowstorm”
 - “Stomp like a snow giant”
- Players stand in a circle.
- Dance in place while passing the present.
- When the music stops, the person holding it unwraps one layer.
- The entire class performs the challenge

Winter Wonderland Jazz Class Lesson Plan

(Beginners)

Focus: Basic jazz technique, rhythm, musicality, creativity, and seasonal fun

Warm-Up

Objective: Get bodies warm, introduce theme, increase energy

Activities:

- **“Frosty Freeze” Warm-Up**
 - Play a mid-tempo jazz or holiday track (instrumental recommended).
 - Students move their bodies freely; teacher cues “freeze like statues made of ice.”
 - Add thematic shapes:
 - Snowflake shape
 - Icicle stretch (reach up, melt down)
 - Snowball shape (round, low)
 - Light cardio: jumping jacks, shoulder rolls, step-touch, jump claps.

Jazz Technique Foundations

Objective: Introduce or reinforce age-appropriate jazz basics

Skills:

- **Jazz Walks:**
 - “Walk like you’re crunching through snow”
- **Chassés:**
 - “Slide like ice skating!”
- **Knee pops:**
 - “Shake the snow off your boots.”
- **Pivot turns:**
 - “Imagine turning to look at holiday lights.”
- **Isolations:**
 - Head, shoulders, ribs, hips

Winter Rhythm Exercise

Objective: Build rhythm and timing

Activity: Use rhythm patterns inspired by winter (claps, isolation, and jazz steps done to the syllable)

- Using isolations
 - “Snow-ball, snow-ball, slip-per-y-ice” (example: Hip RL, Hip RL, Triple Hip, Clap)
- Students echo patterns with claps
 - “I-ci-cle, mis-tle-toe, fro-zen” (example: clap to the syllable)
- Students work on jazz steps to the syllable
 - “Snow-flake, snow-flake, wint-er-y, snow-flake” (example: pivot turn, pivot turn, linde (chasse, ball change))

Across-the-Floor Combos

Objective: Build confidence in jazz traveling steps

Examples:

- **Combo A**
 - 2 jazz walks
 - Chassé
 - Pivot turn
 - Big snowflake pose
- **Combo B**
 - Gallop like reindeer
 - Leap over “snowbanks” (small creative jumps)
 - Slide like penguins (side chassés)
 - End with a jazzy pose

Main Choreography

Objective: Learn a short routine that blends technique and imagination

Music Suggestions: “Winter Wonderland” (instrumental or upbeat jazz version)

Sample Combo:

- **8 counts:** Step touch 4 times (right left right left) with jazz hands (“sparkling snow”)
- **8 counts:** Linde right, Linde left
- **8 counts:** Pivot turn 2x, pose 2x
- **8 counts:** Grapevine with arms “falling snowflakes”, jump to 2nd (arms open en haut)

Keep it simple, repetitive, and full of imagery.

Creative Moment: “Build a Snowman Dance!”

Objective: Encourage creativity

Activity:

- In small groups, students create a 4-count or 8-count move inspired by winter:
 - Snowstorm spins
 - Melting movements
 - Reindeer jazz runs
 - Snowball toss (jazz throw gesture)

They perform their mini-combos and the class incorporates one into the routine.

Cool Down & Reflection

Objective: Release energy, build body awareness

Activities:

- Slow stretches with calming winter music
- “Melt the ice” forward fold
- “Warm mittens” arm stretch
- Quick reflection:
 - “What was your favorite winter move today?”
 - “What jazz skill did you learn?”

Optional Add-Ons

- **Props:** Scarves for “snowflakes,” paper snowballs
- **Art Integration:** Draw a snowflake and create a move inspired by it
- **Tie-In:** Talk about how snowflakes move or fall and turn that into choreography

Winter Wonderland Word Search Puzzle



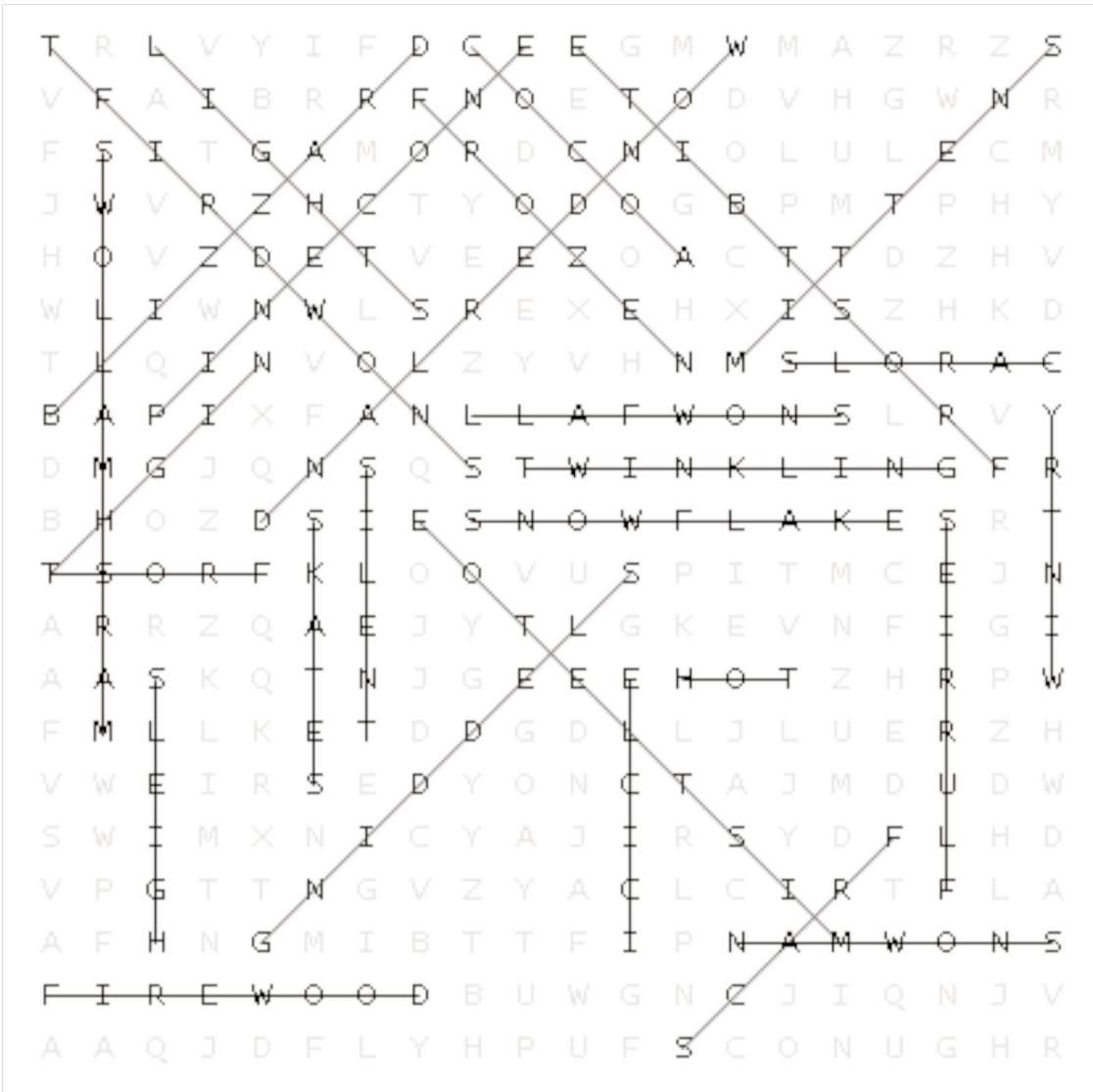
Words List

Blizzard
Firewood
Frostbite
Icicle
Mistletoe
Pinecone
Skates
Snowdrift
Snowman
Wonderland

Carols
Flurries
Frozen
lights
Mittens
Scarf
Sledding
Snowfall
Twinkling

cocoa
Frost
Hot
Marshmallows
night
Silent
Sleigh
Snowflake
Wintry

Winter Wonderland Word Search Puzzle



Words List

Blizzard
Firewood
Frostbite
Icicle
Mistletoe
Pinecone
Skates
Snowdrift
Snowman
Wonderland

Carols
Flurries
Frozen
lights
Mittens
Scarf
Sledding
Snowfall
Twinkling

cocoa
Frost
Hot
Marshmallows
night
Silent
Sleigh
Snowflake
Wintry